

Distributed by:

Transform Your Tomorrow




- ✓ Invest today and be a part of the evolving mid cap segment having the potential to grow and become the leaders of tomorrow.

**Mahindra Manulife
Mid Cap Fund**

(Mid Cap Fund - An open ended equity scheme predominantly investing in mid cap stocks)

September 30, 2024

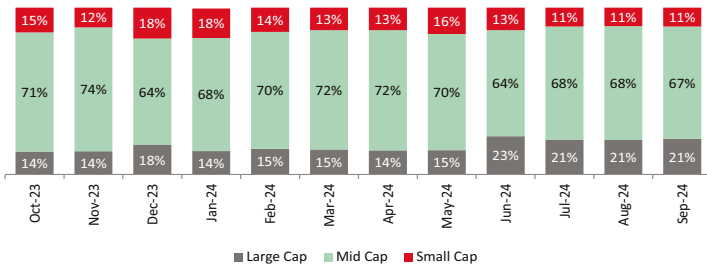
Why invest in this Scheme ?

-  Selection of focused sustainable businesses from across sectors
-  Potential to generate higher risk adjusted returns in the long term
-  Active management of portfolio with primary investments in mid-caps

Scheme Positioning

- A portfolio largely of market leaders in their respective product segments and focused-line businesses in larger markets that are likely to be tomorrow's large caps.
- A portfolio of companies with high growth potential and a robust balance sheet to support such growth.

12 Month Market Capitalization Trend (% to Equity Holdings)



As per the Market Capitalization data provided by AMFI (In line with the applicable SEBI guidelines)

Top 5 Sectors of the scheme (% to Net Assets)

Sector	MMMCF*	Nifty Midcap 150 TRI
Financial Services	17.93%	19.17%
Capital Goods	11.06%	15.23%
Automobile And Auto Components	10.87%	8.23%
Healthcare	10.37%	10.43%
Information Technology	8.07%	6.96%

*Mahindra Manulife Mid Cap Fund

Data as on September 30, 2024

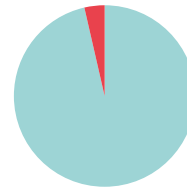
Significant Portfolio changes of the Current Month

Fresh Additions	Complete Exits
Security	Security
JK Cement Limited	Gland Pharma Limited
Premier Energies Limited	
Punjab National Bank	

Portfolio Update for the Month

- Key Overweight sectors/Industries include Automobile and Auto Components, Banks and Metals & Mining vs scheme benchmark.
- Key Underweight sectors /Industries include Capital Goods, Realty and Chemicals vs scheme benchmark.

Asset Allocation (%)



- 96.21% - Equity Holdings
- 3.79% - Cash & Other Receivables

Data as on September 30, 2024

Top 10 Equity Holdings (as on September 30, 2024)

Security	% to Net Assets
Persistent Systems Limited	3.52%
State Bank of India	2.93%
Max Healthcare Institute Limited	2.86%
LTIMindtree Limited	2.71%
Zomato Limited	2.54%
Aurobindo Pharma Limited	2.33%
Godrej Industries Limited	2.30%
Hero MotoCorp Limited	2.22%
CG Power and Industrial Solutions Limited	2.20%
Samvardhana Motherson International Limited	2.03%
Total	25.64%

Portfolio Stats

Turnover Ratio (Last 1 year)	0.77
Standard Deviation	15.00%
Beta	0.95
Sharpe Ratio [#]	1.24
Jenson's Alpha	0.1115

#Risk-free rate assumed to be 6.76% (MIBOR as on 30-09-24) -Source:www.mmda.org
Note: As per AMFI guidelines for factsheet, the ratios are calculated based on month rolling returns for last 3 years. Data as on September 30, 2024

Note: The companies/stock(s) referred above are only for the purpose of disclosure of significant portfolio changes during the month and should not be construed as recommendation to buy/sell/hold. The fund manager may or may not choose to hold these companies/stocks, from time to time. Investors are requested to consult their financial, tax and other advisors before taking any investment decision(s). Data as on September 30, 2024

Scheme Details

Investment Objective:

The investment objective of the Scheme is to seek to generate long term capital appreciation & provide long-term growth opportunities by investing in a portfolio constituted of equity & equity related securities and derivatives predominantly in mid cap companies. However, there can be no assurance that the investment objective of the Scheme will be achieved.

Fund Manager:

Mr. Abhinav Khandelwal

Total Experience : 14 years | **Experience in managing this fund:** 2 years and 8 months (Managing since February 1, 2022)

Mr. Manish Lodha

Total Experience : 23 years | **Experience in managing this fund:** 3 years and 9 months (Managing since December 21, 2020)

Date of allotment: January 30, 2018

Benchmark: Nifty Midcap 150 TRI

Option: IDCW (IDCW Option will have IDCW Reinvestment (D) & IDCW Payout facility) and Growth (D)

D-Default

Minimum Application Amount: Rs. 1,000/- and in multiples of Re. 1/- thereafter

Minimum Additional Purchase Amount: Rs. 1,000/- and in multiples of Re. 1/- thereafter

Minimum Repurchase Amount: Rs. 1,000/- or 100 units or account balance, whichever is lower

Minimum Weekly & Monthly SIP Amount: Rs 500 and in multiples of Re. 1/- thereafter

Minimum Weekly & Monthly SIP Installments: 6

Minimum Quarterly SIP Amount: Rs 1,500 and in multiples of Re. 1/- thereafter

Minimum Quarterly SIP installments: 4

Monthly AAUM as on September 30, 2024 (Rs. in Cr.): 3,372.64

Quarterly AAUM as on September 30, 2024 (Rs. in Cr.): 3,187.85

Monthly AUM as on September 30, 2024 (Rs. in Cr.): 3,442.41

Entry Load: Not applicable

Exit Load: • An Exit Load of 1% is payable if Units are redeemed / switched-out upto 3 months from the date of allotment;

• Nil if Units are redeemed / switched-out after 3 months from the date of allotment.

Scheme Performance (as on September 30, 2024)

Mahindra Manulife Mid Cap Fund	CAGR Returns (%)				Value of Investment of ₹ 10,000*				NAV / Index Value (as on September 30, 2024)
	1 Year	3 Years	5 Years	Since Inception	1 Year (₹)	3 Years (₹)	5 Years (₹)	Since Inception	
Regular Plan - Growth Option	53.41	27.23	30.06	20.82	15,377	20,611	37,272	35,308	35.3083
Nifty Midcap 150 TRI ^A	47.90	26.12	31.42	19.49	14,821	20,074	39,263	32,795	28,192.01
Nifty 50 TRI ^{AA}	32.80	14.92	18.95	14.98	13,300	15,184	23,839	25,382	38,315.21

^ABenchmark ^{AA}Additional Benchmark. CAGR - Compounded Annual Growth Rate. Inception/Allotment date: 30-Jan-18. **Past performance may or may not be sustained in future and should not be used as a basis of comparison with other investments.** Since inception returns of the scheme is calculated on face value of Rs. 10 invested at inception. The performance details provided above are of Growth Option under Regular Plan. Different Plans i.e Regular Plan and Direct Plan under the scheme has different expense structure. *Based on standard investment of Rs. 10,000 made at the beginning of the relevant period. Mr. Abhinav Khandelwal is managing this fund since February 1, 2022. Mr. Manish Lodha is managing this fund since December 21, 2020.

SIP Performance (as on September 30, 2024)

SIP Investment Period	Total Amount Invested (₹)	Regular Plan		Nifty Midcap 150 TRI ^A		Nifty 50 TRI ^{AA}	
		Market Value (₹)	CAGR Returns (%)	Market Value (₹)	CAGR Returns (%)	Market Value (₹)	CAGR Returns (%)
1 Year	1,20,000	1,51,863	52.72	1,48,657	47.13	1,41,142	34.26
3 Years	3,60,000	6,28,525	39.77	6,11,366	37.61	4,99,835	22.52
5 Years	6,00,000	14,16,387	35.19	14,16,930	35.21	10,31,616	21.83
Since Inception	8,00,000	21,71,685	29.67	21,53,163	29.41	15,35,930	19.29

^ABenchmark ^{AA}Additional Benchmark. CAGR - Compounded Annual Growth Rate. Inception/Allotment date: 30-Jan-18. **Past performance may or may not be sustained in future and should not be used as a basis of comparison with other investments.** Returns greater than 1 year period are compounded annualized. For SIP returns, monthly investment of equal amounts invested on the 1st business day of every month has been considered. CAGR Returns (%) are computed after accounting for the cash flow by using the XIRR method (investment internal rate of return).

Distributed by:

Disclaimer: Readers of this material should rely on information / data arising out of their own investigations and advised to seek independent professional advice and arrive at an informed decision before making any investments. Neither Mahindra Manulife Investment Management Private Limited nor Mahindra Manulife Trustee Private Limited, its directors or associates shall be liable for any damages that may arise from the use of the information contained herein.

Get in touch: Unit No. 204, 2nd Floor, Amity Building, Piramal Agastya Corporate Park, LBS Road, Kamani Junction, Kurla (W), Mumbai - 400 070.
Phone: +91-22-66327900, Fax: +91-22-66327932
Toll Free No.: 1800 419 6244 Website: www.mahindramanulife.com

Scheme Name	This Product is Suitable for investors who are seeking*	Scheme Riskometer	Scheme Benchmark	Benchmark Riskometer
Mahindra Manulife Mid Cap Fund	<ul style="list-style-type: none"> Long term capital appreciation Investment predominantly in equity and equity related securities including derivatives of mid cap companies. 	<p>Investors understand that their principal will be at very high risk</p>	Nifty Midcap 150 TRI	

*Investors should consult their financial advisers if in doubt about whether the product is suitable for them.

Mutual Fund investments are subject to market risks, read all scheme related documents carefully.

Performance of other schemes managed by the Fund Manager(s)

Scheme Name	Scheme Inception Date	Fund Manager(s)	Managing since	CAGR Returns (%)		
				1 yr	3 yrs	5 yrs
Mahindra Manulife ELSS Tax Saver Fund - Reg - Growth	18-Oct-16	Ms. Fatema Pacha	16-Oct-20	31.60	16.11	20.41
		Mr. Manish Lodha	21-Dec-20			
Nifty 500 TRI ^A				41.27	18.42	22.25
Mahindra Manulife Multi Cap Fund - Reg - Growth	11-May-17	Mr. Manish Lodha	21-Dec-20	45.56	21.93	27.43
		Ms. Fatema Pacha	16-Oct-20			
Nifty 500 Multicap 50:25:25 TRI ^A				44.06	21.14	25.88
Mahindra Manulife Consumption Fund - Reg - Growth	13-Nov-18	Mr. Abhinav Khandelwal	1-Apr-22	48.96	22.81	20.56
		Ms. Fatema Pacha	21-Dec-20			
Nifty India Consumption TRI ^A				52.80	22.53	22.26
Mahindra Manulife Equity Savings Fund - Reg - Growth	01-Feb-17	Mr. Manish Lodha (Equity Portion)	21-Dec-20	16.41	9.11	12.11
		Mr. Renjith Sivaram (Equity Portion)	03-Jul-23			
		Mr. Rahul Pal (Debt Portion)	05-Jan-24			
		Mr. Pranav Patel ^S	Since inception			
Nifty Equity Savings TRI ^A				16.16	9.29	10.85
Mahindra Manulife Aggressive Hybrid Fund - Reg - Growth	19-July-19	Ms. Fatema Pacha (Equity Portion)	16-Oct-20	37.40	17.70	21.11
		Mr. Manish Lodha (Equity Portion)	21-Dec-20			
		Mr. Rahul Pal (Debt Portion)	Since inception			
		Mr. Amit Garg (Debt Portion)	02-May-24			
CRISIL Hybrid 35+65 Aggressive Index ^A				28.52	13.61	16.80
Mahindra Manulife Large Cap Fund - Reg - Growth	15-Mar-19	Ms. Fatema Pacha	21-Dec-20	34.59	15.03	18.06
		Mr. Abhinav Khandelwal	1-Mar-22			
Nifty 100 TRI ^A				38.59	15.93	19.57
Mahindra Manulife Large & Mid Cap Fund - Reg - Growth	30-Dec-19	Mr. Manish Lodha	21-Dec-20	38.29	19.43	-
		Mr. Abhinav Khandelwal	1-Feb-22			
NIFTY Large Midcap 250 TRI ^A				43.26	21.05	-
Mahindra Manulife Arbitrage Fund - Reg - Growth	24-Aug-20	Mr. Abhinav Khandelwal (Equity Portion)	1-Apr-22	5.94	4.72	-
		Mr. Manish Lodha (Equity Portion)	21-Dec-20			
		Mr. Rahul Pal (Debt Portion)	Since inception			
Nifty 50 Arbitrage Index ^A				7.05	6.09	-
Mahindra Manulife Flexi Cap Fund - Reg - Growth	23-Aug-21	Ms. Fatema Pacha	Since inception	36.04	18.10	-
		Mr. Manish Lodha				
Nifty 500 TRI ^A				41.27	18.42	-
Mahindra Manulife Balanced Advantage Fund - Reg - Growth	30-Dec-21	Mr. Manish Lodha (Equity Portion)	Since inception	27.53	-	-
		Ms. Fatema Pacha (Equity Portion)				
		Mr. Rahul Pal (Debt Portion)				
Nifty 50 Hybrid Composite Debt 50: 50 Index ^A				20.58	-	-
Mahindra Manulife Small Cap Fund - Reg - Growth	12-Dec-22	Mr. Abhinav Khandelwal	Since inception	59.14	-	-
		Mr. Manish Lodha				
BSE 250 Small Cap TRI ^A				48.94	-	-

^ABenchmark CAGR - Compounded Annual Growth Rate. ^SDedicated Fund Manager for Overseas Investments.

Past performance may or may not be sustained in future and should not be used as a basis of comparison with other investments. The performance details provided above are of Growth Option under Regular Plan. Different Plans i.e Regular Plan and Direct Plan under the scheme has different expense structure. Mr. Abhinav Khandelwal manages 6 schemes and Mr. Manish Lodha manages 10 schemes of Mahindra Manulife Mutual Fund. The performance data for the schemes which have not completed one year has not been provided.

Performance as on September 30, 2024

Disclaimer : Readers of this material should rely on information / data arising out of their own investigations and advised to seek independent professional advice and arrive at an informed decision before making any investments. Neither Mahindra Manulife Investment Management Private Limited nor Mahindra Manulife Trustee Private Limited, its directors or associates shall be liable for any damages that may arise from the use of the information contained herein.

Get in Touch: Unit No. 204, 2nd Floor, Amity Building, Piramal Agastya Corporate Park, LBS Road, Kamani Junction, Kurla (W), Mumbai - 400 070.
Phone: +91-22-66327900, Fax: +91-22-66327932, Toll Free No.: 1800 419 6244 Website: www.mahindramanulife.com

Mutual Fund investments are subject to market risks, read all scheme related documents carefully.